



Please read this carefully.

All panels need to be treated with care.

Before assembly fit door hinges as shown in video on the download page of website. www.mgdesign.biz

Assemble unit as far as you can without screwing together to allow fine adjustment of panels for a perfect fit.

Panels may require some sanding/finishing so it is recommended that you dry fit panels together first.

Assemble on a flat surface and check panels regularly making sure they are sitting square with adjacent panels.

Trial fit unit into van before finishing as some trimming may be required.

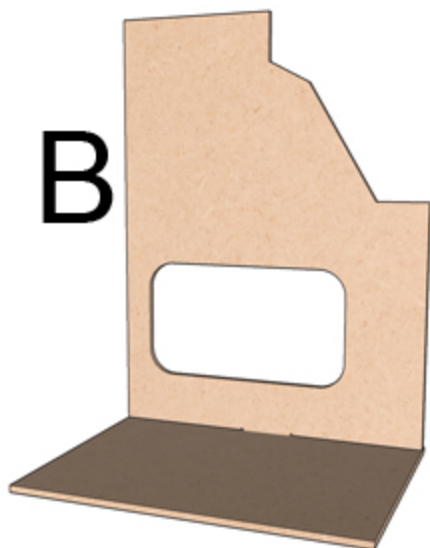


A



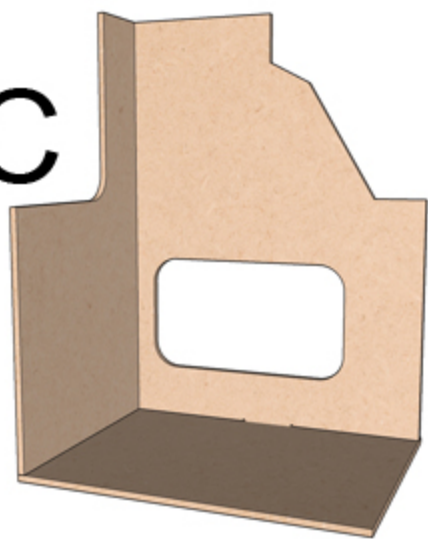
Lay panel A on a flat sturdy surface.

B

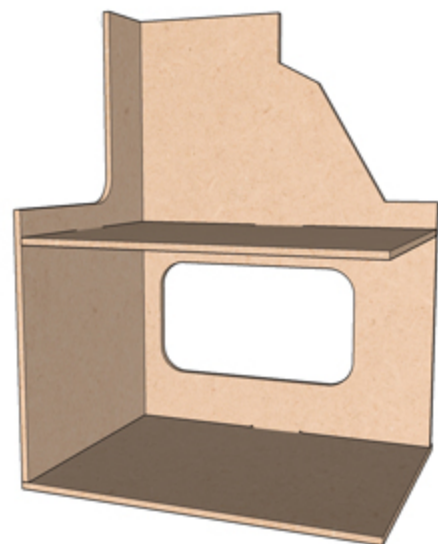


Do not screw together until all panels have been placed into position.

C



Locate rest of panels into their corresponding positions.




D

Nudge panels into position so all panels are correctly aligned. Then screw panels together making sure not to over tighten screws.




A




Lay panel A on a flat sturdy surface.

B



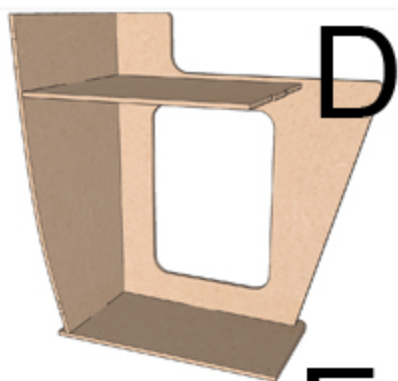
Do not screw together until all panels have been placed into position.

C

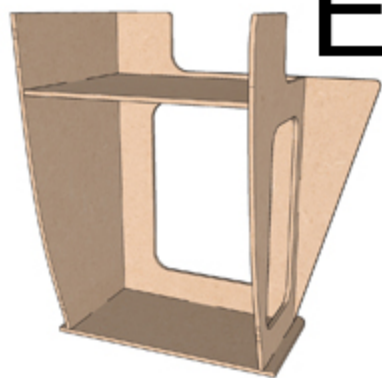


Locate rest of panels into their corresponding positions.

D



E



Nudge panels into position so all panels are correctly aligned. Then screw panels together making sure not to over tighten screws.